



**ACCEPT ONLY THE BEST**



# **SKID MOUNTED PUMP**

**Toll Free: 1-800-567-2719**

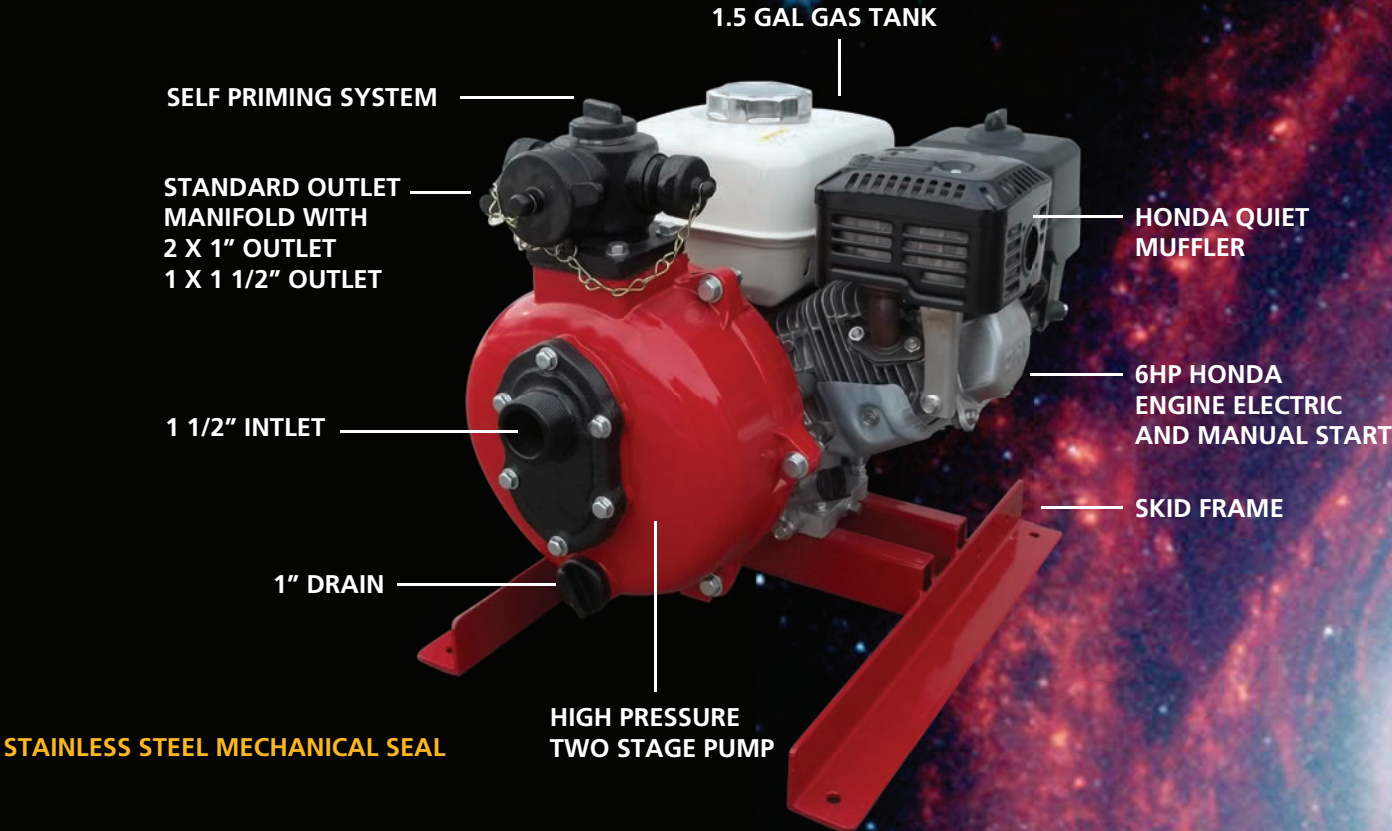
**[www.fire-pump.com](http://www.fire-pump.com)**

\*CET is a trademark of CET Fire Pumps Mfg, Ltd.


▶ **SKID MOUNTED PUMP**

- 70 GPM @ 10 PSI
- 40 GPM @ 100 PSI
- 20 GPM @ 125 PSI

▶ **SM-PFP-6hpHND-EM-TW**  
GAS POWERED ENGINE




**MANIFOLD 6hp**






► **SM-PFP-11hpHND-EM**  
**GAS POWERED ENGINE**

200 GPM @ 40 PSI  
150 GPM @ 60 PSI  
75 GPM @ 100 PSI  
20 GPM @ 120 PSI



► **SM-PFP-20hpHND-MR**  
**GAS POWERED ENGINE**

290 GPM @ 50 PSI  
190 GPM @ 100 PSI  
120 GPM @ 150 PSI  
45 GPM @ 200 PSI






## ▶ SKID MOUNTED PUMP


### ▶ **SM- PFP-21hpDSL-MR** DIESEL POWERED ENGINE

255 GPM @ 50 PSI  
175 GPM @ 100 PSI  
110 GPM @ 150 PSI  
60 GPM @ 175 PSI




# SUCTION INLET MANIFOLD


WITH AN INDUSTRIAL  
BALL VALVE TANK  
TO PUMP




OPTIONAL A SECOND  
INDUSTRIAL BALL  
VALVE ON THE  
DRAFT SIDE



WITH ONE FIRE TYPE  
BALL VALVE TANK  
TO PUMP



OPTIONAL A SECOND  
FIRE TYPE BALL  
VALVE ON THE  
DRAFT SIDE



ALL OUR SUCTION INLET MANIFOLDS  
COME WITH

- 1 RUBBER BOOT FOR FLEXIBILITY BETWEEN  
THE WATER TANK AND INLET MANIFOLD
- 2 2 1/2" VICTAULIC COLLAR TO ELIMINATE  
VIBRATION ON THE MANIFOLD
- 3 BRACKETS TO HOLD THE INLET MANIFOLD
- 4 CAP & CHAIN ON THE DRAFT SIDE

■ **STEEL**  
■ **STAINLESS STEEL**





# PUMP OUTLET MANIFOLD

## MANIFOLD

- STEEL
- STAINLESS STEEL

- 1 1" BALL VALVE TANK FILL
- 2 1 1/2" BALL VALVE WHIP LINE
- 3 1" BALL VALVE HOSE REEL or WHIP LINE
- 4 1 1/2" BALL VALVE PRE-CONNECT or WHIP LINE

\*ALL VALVES FOR THE WORK LINE COME WITH AN INDUSTRIAL BALL VALVE (FIRE TYPE IS OPTIONAL). IF NOT USED, IT WILL BE SUPPLIED WITH CAP FOR FUTURE USE.




EXAMPLE:  
1.5" SERVICE LINE TO THE REAR

## VALVES

FOR SERVICE LINE: 3 VALVES MAXIMUM

3/4" GARDEN HOSE



1" FIRE TYPE VALVE



1 1/2" FIRE TYPE VALVE



2 1/2" FIRE TYPE VALVE



3 VALVES MAX ON THIS SIDE


\*ALL SERVICE LINE VALVES COME WITH CAP & CHAIN

# OUTLET MANIFOLD

EXAMPLE 1



EXAMPLE 2



EXAMPLE 3



EXAMPLE 4



EXAMPLE 5



EXAMPLE 6




EXAMPLE 7



EXAMPLE 8



CUSTOMIZED



## OPTIONS

GAS TANK – 3 GAL



GAS TANK – 6 GAL



SCOTTY FOAM SYSTEM







#### Head office

75 Hector Street, P.O. Box 90  
Pierreville, Qc, Canada J0G 1J0  
Phone: 1-450-568-2719  
Fax: 1-450-568-2613  
E-mail: sales@fire-pump.com

#### US sales

Phone: 1-800-567-2719  
Fax: 1-800-434-2613

**ACCEPT ONLY THE BEST**

**A CENTURY OF ENGINEERING FOR THE BRAVEST**

**USA – CANADA – SOUTH AMERICA – EUROPE – ASIA / MIDDLE EAST**

**www.fire-pump.com**



**You Tube**